Ohio Department of Natural Resources
Division of Oil and Gas Resources Management
2045 Morse Road
Building F-2
Columbus, OH 43229-6693

Re: Permit Application to Operate an O&G Processing Facility at Martins Ferry, Ohio

Dear Ms. Pratt

Austin Master Services, LLC (AMS) is submitting this permit application for operation of a storage and processing facility to be located at 801 North 1st Street, Martins Ferry OH. One of the buildings (#256) that previously comprised the former RG Steel Industrial Plant will be the specific location of AMS's operation.

Attached are the permit and supporting documentation as follows:

Attachment 1 – Completed Permit Application Form

Attachment 2 – Facility Location Map and Building Drawings

Attachment 3 - Description of Proposed Facility Use

Attachment 4 – Radiological and Environmental protection Program Plan

Attachment 5 – SDSs/MSDSs

Note that we are not using our specific State of Ohio Radioactive Materials License at this time given the Ohio Department of Health indicated there is no requirement for a license for this specific operation. However, our proposed program in Attachment 4 will use the same implementing procedures for monitoring and measurement specific tasks.

Additionally AMS intends to perform a modified Phase 2 Environmental Assessment of the property but that task is a separate activity from this permit application.

Please direct any questions or comments to me at the phone or address listed below.

Respectfully,

Jack Bement
Director of Operations
Austin Master Services LLC
355 Circle of Progress
Pottstown PA, 19464
jbement@austinmasterservices.com
Ph:(585) 704-2744
Fax: 484 624-5506

Attachment 1
Completed Permit Application Form

APPLICATION TO OPERATE A FACILITY
OHIO DEPARTMENT OF NATURAL RESOURCES
DIVISION OF OIL AND GAS RESOURCES MANAGEMENT
2045 MORSE ROAD, BUILDING F-2
COLUMBUS, OHIO 43229-6693
(614) 265-6922

RECEIVED
SEP 11 2014
Division of Oil and Gas Resources Management

1. Name of Applicant: Austin Master Services, LLC Phone #: 484- 624-5504 Cell: 585-70-42744
Address: 355 Circle of Progress Pottstown PA, 19464
Date: 9/10/2014 eMail Address: jbement@austinmasterservices.com
For an Order or a Permit to Operate: ☐ Existing Facility ☒ New Facility

2. PURPOSE OF FACILITY: ☒ Storage ☐ Recycling ☐ Treatment
(Check all that Apply) ☒ Processing ☒ Disposal

3. TYPE OF MATERIAL:
☐ Brine ☒ Drill Cuttings
☒ Drilling Mud ☒ Other Waste Substance (explain) **All E&P wastes**

4. If a Business Entity, list the statutory agent and include a certified copy of their appointment:
Name: Business Filings Inc.
Address: 4400 Easton Commons Way, Suite 125, Columbus, OH 43219

5. Engineer of Record:
Name: N/A
Address: N/A
Ohio Professional Engineering License Number: N/A

6. Address of Facility:
Address: 801 North First Street, Martins Ferry, OH 43935
County: Belmont
Township: Martins Ferry
Municipal Corporation: Martins Ferry
Latitude: 40° 06' 10.03" N
Longitude: 80° 42' 39.01" W

7. Write a brief description of the facility and operations: The facility is a 57,000 ft2 concrete floor and metal wall structure housed in the former RG Industrial Steel Plant. The facility will be used for the characterization of waste materials generated during oil and gas extraction processes, stabilization of oil and gas wastes, mixing of waste materials to reduce radiological concentrations, packaging of wastes for trasnport to dispsoal facilities, and waste container transfer from trucks to rail for eventual disposal outside the State of Ohio. Attachments to this permit application contain additional details of facility operation.

8. Include all information as set forth in the "*Guidelines for Application for Chief's Order*". Attach Additional Documents

I, the undersigned, being first duly sworn, depose and state under penalties of law, that I am authorized to make this application, that this application was prepared by me or under my supervision and direction, and that the facts stated herein are true, correct, and complete, to the best of my knowledge.

I certify that the facility will comply with or is currently in compliance with all provisions of Chapter 1509 ORC, Chapter 1501 OAC, and all terms and conditions of orders and permits issued by the Chief, Division of Oil and Gas Resources Management.

Signature of Authorized Agent

Name (Type or Print) John Bement Title VP of Operations

Sworn to and subscribed before me this the 10th day of September, 2014.

Ryan James Laffey
(Notary Public)

Feb 6, 2022
(Date Commission Expires)

OFFICIAL SEAL
NOTARY PUBLIC
STATE OF WEST VIRGINIA
RYAN JAMES LAFFEY
15 Greenwood Avenue
Wheeling, West Virginia 26003
My Commission Expires Feb. 6, 2022

DNR 1509.22 (12/2013)

Attachment 2
Site Overview/Drawing

Figure 1- General Map Overview of Martins Ferry Facility Location

Facility located at
801 North First Street, Martins Ferry, OH 43935
Building 256

Figure 2 Local Area Map Surrounding Building 256 Processing Facility



Building 256 – Proposed AMS Processing Facility
40° 06' 10.03" N
80° 42' 39.01" W
El. 656'

Figure 3 – Former RG Steel Industrial Facility

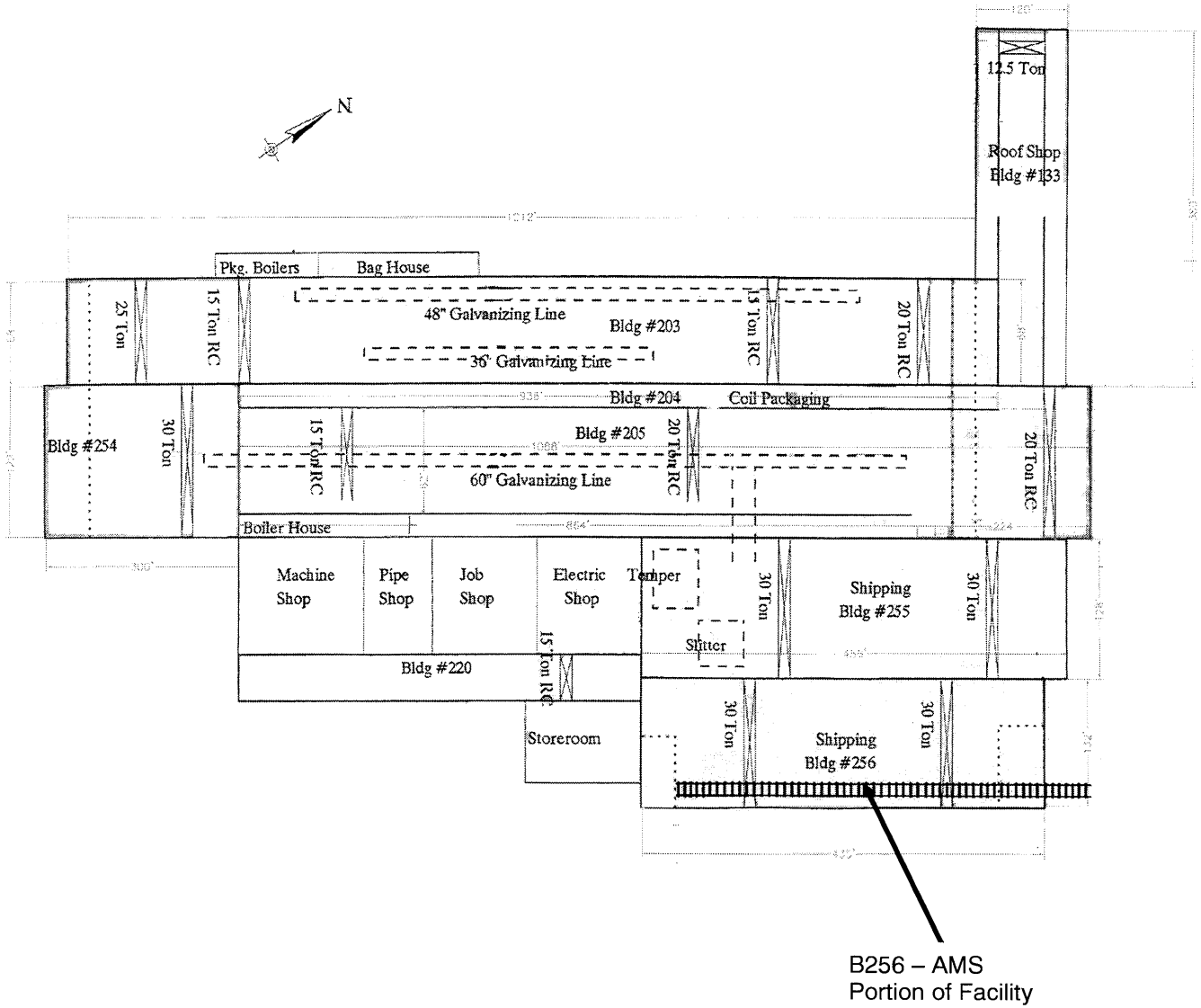

B256 – AMS
Portion of Facility

Figure 4 - Building 256 Process Layout

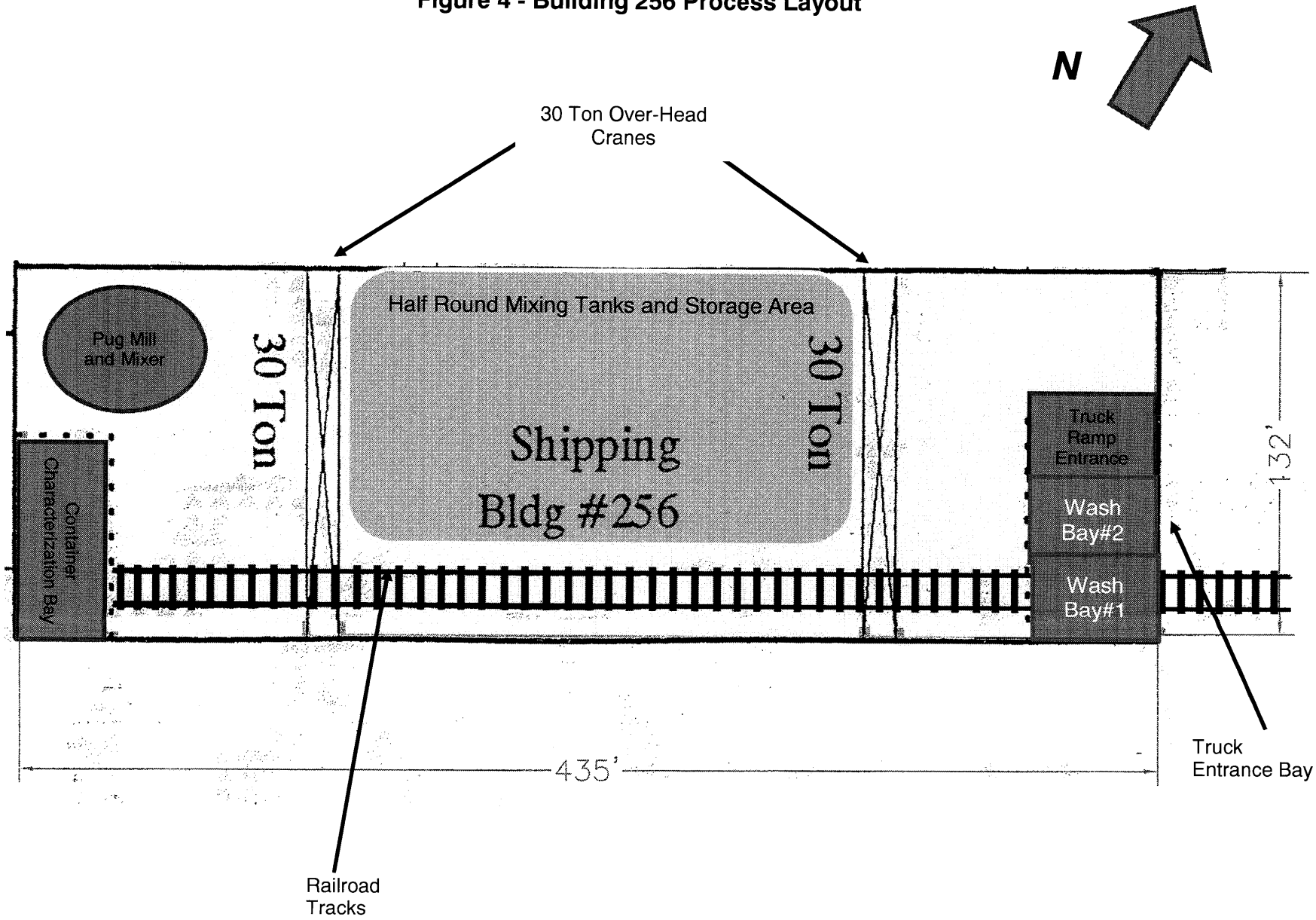

Figure 5 - Flood Plain Map for Martins Ferry Facility



Potential Outside Container Storage Area

Building 256

SPECIAL FLOOD HAZARD AREAS (SFHAs) SUBJECT TO INUNDATION BY THE 1% ANNUAL CHANCE FLOOD

The 1% annual chance flood (100-year flood), also known as the base flood, is the flood that has a 1% chance of being equaled or exceeded in any given year. The Special Flood Hazard Area is the area subject to flooding by the 1% annual chance flood. Areas of Special Flood Hazard include Zones A, AE, AH, AO, AR, A99, V, and VE. The Base Flood Elevation is the water-surface elevation of the 1% annual chance flood.

OTHER FLOOD AREAS

ZONE X Areas of 0.2% annual chance flood; areas of 1% annual chance flood with average depths of less than 1 foot or with drainage areas less than 1 square mile; and areas protected by levees from 1% annual chance flood

Attachment 3
Detailed Facility Description

Facility Description Contents

Basic Operations Summary

Austin Master Services will be performing the following seven tasks at the Martin's Ferry facility:

1. Radiological characterization of waste containers. It is expected that 80% of the containers will contain waste products from the Oil and Gas industry. The remainder will consist of TENORM materials generated from nonoil and gas sources.
2. Transfer of containers, delivered to the facility by truck, to rail cars for eventual transport to disposal; facilities outside of Ohio.
3. Stabilization of materials using kiln dust and other absorbents to reduce the amount of free liquid in the container.
4. Mixing of materials to reduce the over-all radiological concentrations in the resulting mixture.
5. Packaging of mixed materials and loading of packages for disposal transport at Ohio landfills provided material meets Ohio EPA acceptance criteria for landfill disposal.
6. Pressure washing, tank cleaning and decontamination
7. Containerized waste storage

Attachment 4 to this permit describes the exposure control and monitoring program that will be employed for all the processes to be conducted within the facility.

Material Types and Volumes

It is expected that the maximum volume of material to be received will be as follows:

Daily - 5,000 tons principally drilling muds and production/flow back water sludge
Weekly – 20,000 tons
Annually – 100,000 tons

Storage on site will principally be interim in nature until the material can be processed, re-containerized, characterized and packaged/loaded for shipments. Most of this activity will occur on the day of material acceptance. However, there is the potential to have up to 20,000 tons of material stored on site for as long as a week. Storage, if it occurs, will be done in sealed roll-offs or equivalent containers and will be at inside at the center of Building 256.

Transport Flow

A maximum of 40 trucks per day may enter the facility for off-loading and loading. It is expected all the trucks will access the facility by traveling on north or south on Route 7, southeast on Center Street and then North on 1st Street. The parking area immediately outside of Building 256 is a flat gravel area of approximately 20,000 ft^2. The configuration and size of the parking lot allows for easy ingress and egress with limited vehicle congestion.

It is expected that rail traffic will be one day per week with 4-5 rail cars per shipment. As shown in the Figures in Attachment 3 to this permit application, the rail-line enters and exits Building 256 from the north adjacent to 1st Street. Rail cars will be loaded in the building and it is expected to take between 2 and 4 hours for rail car loading.

Facility Layout

The processing will occur in a 57,000 ft^2 concrete floor and galvanized steel walled facility (see Attachment 2, Figure 4 for facility layout). The "east" entrance bays are within the Building 256 facility and under cover such that no opening will be subject to impact from external weather conditions. There are three bays located at the "east" side; two will be used for washing out tanks and trucks and the third will have a ramp installed to allow for truck access onto the processing floor located four feet above the building entrance elevation. A "west" side entrance bay will be used for radiological characterization of containers.

In approximate center of the Building 256 two "half round" tanks will be used for mixing and stabilization processes. These tanks are 45' long, 4 feet in depth and made of 3/8" steel. A conveyor and pug mill will be installed in the "west' side of the building. The pug mill will be used processing of drilling muds with eventual beneficial re-use application where the Ohio EPA provides approval.

Two 30 ton cranes are available to lift the containers from the incoming transport vehicles and placed onto the processing floor which consist of solid concrete. It is expected that containers will be of the following configurations:

- Tarped 20 yd^3 roll-offs
- 20 yd^3 sludge boxes
- 45 yd^3 "End Dumps" (note: capacity limited by material weight to about 10-25% of volume)
- 1-10 yd^3 Super Sacks
- 25 yd^3 Intermodal containers

Characterization Process

AMS's in-situ counting system (ISOCS) will then be utilized to perform a radiological characterization of the box contents. The characterization process/measurement will produce an analytical report detailing the observed concentration of Ra-226/228. The results of the characterization will determine the final disposition of the material. For example under State of Ohio regulations material characterized as greater than 6.99 pCi/g of combined Ra-228 and 226 content would not be eligible for disposal in an Ohio permitted landfill. Because each state has different disposal requirements the resulting concentration values will define the eventual disposal destination for each characterized container.

The AMS Quality Assurance program for this in-situ characterization consists of collecting composited samples from selected containers and analyzing those samples using EPA Method 901.1M. The QA Program is reviewed by the AMS Radiation Safety Officer (RSO) and where data consistently demonstrates correlation between in-situ and lab results the frequency of QA sampling may be reduced.

Container Transfer

Approximately 10% of the material received annually at the facility will be destined for disposal at facilities served by rail transport. To support this effort materials will be delivered by truck in containers such as super sack which will be off-loaded in the Delivery Bay and moved to a rail gondola car. It is not expected that any containers will be opened, unless QA samples are taken for the characterization program, for this activity.

Material Stabilization

Waste treatment/stabilization process involves pumping or dumping the waste material into half-round containers (see Figure 1 below). Waste will be mixed with a non-hazardous media and agitated using a track-hoe excavator or pug-mill mixing unit until the physical consistency reduces the water content to a level expected to meet the EPA paint filter test criteria. The waste will then be transferred into tarped containers for shipment to an approved facility.

Material Mixing

The process is expected to be similar that of the stabilization process described above except that larger volumes of material and longer process times will be used. Once the characterization of the materials to be mixed have been determined, AMS will calculate the amounts of material that will be added to the half round mixing container to achieve the desired final concentration. In some cases the pug mill will be used to blend larger volumes where the stabilization material will automatically be added as part of the mixing process.

Once mixed another characterization will be performed of the container to ensure the activity meets the desired acceptance criteria for the destination disposal facility. The mixed materials will then be transferred to a roll-off or suitable transport package for eventual facility disposal.

Material Packaging for Transport

Small excavators, front loaders and overhead crane will be used to load materials into containers that are suitable for transport. All containers will be of the strong tight variety and if any material exceeds DOT criteria for transport as a hazardous material only containers meeting DOT requirements will be selected and used for material packaging.

Packages will be loaded, using the overhead cranes, into trucks or rail cars, manifested and shipped to the destination disposal facility. Surveys of outgoing packaging and shipments will meet he requirements described in Attachment 4 to this permit application.

Tank Washing/Cleaning/Decontamination

Multiple options for cleaning vacuum tanks, truck tankers and almost any kind of tank used in the oil/gas industry will be employed. Tanks are pressure washed in the Wash Bay and the waste is vacuumed into a separate container via a closed loop system.

Surveys as described in Attachment 4 to this permit application will be performed of all tanks prior for release for re-use. Water collected will be treated at the local POTW. The POTW is currently located on 1st Street adjacent to the facility and has been processing brine generated liquids for another operation at this facility. Our lease agreement with the property owner allows us similar access to the POTW.

Waste Storage

It is expected, as described in the section above on waste volumes, that some temporary onsite storage of containerized waste will be necessary. Containerized waste will be stored inside the building in the west end of the process floor. In the event there is insufficient room for the stored containers, a lot is located northwest of the entrance lot that will be used.

Waste containers will be inspected prior to receipt, after moving and periodically to ensure container integrity remains intact. If stored outside, a berm consisting of a rubber liner with bermed side walls will be used and sized such that the volume of the maximum stored container can be contained in the event of container failure. The berm will be inspected at intervals no less than a once a week.

As noted in Figure 5 of Attachment 2, the location of the exterior storage area is outside the 100 year flood zone. Because of this location and the fact the materials will be in sealed containers, no extraordinary flood protection interventions are expected to be needed.

Emergency Plans

A facility emergency plan will be developed to address the following incidents:

- Worker Injury
- Fire
- Inclement Weather
- Hostile Intruder

While the facility is located within the 100 year flood plain, the fact AMS intends to perform most of its work at a level four feet above the facility elevation will significantly mitigate any potential flood impacts. In addition, except for active mixing processes, materials are in sealed containers also limiting the impact of any flood into the area. However, AMEC will use the berm materials described in the waste storage section to limit entrance of waters into the building. Sufficient materials to seal the entrance doors will be marinated on site and available for deployment whenever a FEMA flood alert indicates inundation of the facility is likely. In addition steps will be provided in the emergency plan to direct personnel to limit incoming shipments of material and to expedite off-site transport of materials in the event of a FEMA flood alert.

Attachment 4
Radiological Safety and Environmental Monitoring Program for Martin's Ferry Facility

Martins Ferry Radiological Safety and Environmental Monitoring and Control Program

Initial Baseline Surveys

Initial surveys of the facility prior to material acceptance will be performed.

- Exterior 2x2 NaI Survey with GPS data logging will be performed and investigations of any location exceeding 3X background will be performed.
- Dose rate measurements using a Bicron Micorem or equivalent low level dose rate meter will be sued to establish perimeter and interior building dose rates.
- Interior radon measurements will be performed using a real time radon monitor

Process Surveys

Incoming vehicle/containers

Each incoming vehicle will be surveyed using either a 2x2 NaI detector a low level dose rate meter. These values will be used to establish action levels based upon the resulting characterization measurements performed for the containers. Once a correlation between the field measurement and the in-situ measurement have been established then action levels will be established as follows:

- Values that indicate the material content is less than 10 pCi/g will allow for no special handling controls

- Values that indicate the material is greater than 100 pCi/g will require initial worker protection controls and surveys until it can be established that the worker controls without measurement are sufficient to protect workers and the environment.

- Values greater than 1000 pCi/g will always require the controls and measurements described in this program.

Work Areas

For each work area where processes are conducted dose rate and gross gamma count rate measurements will be made for a minimum of one month per process. The AMS Radiation Safety Officer will evaluate the accumulated data to determine if the values remains within a deterministic range and can be predicted by the incoming shipment exposure rate or gross gamma count rate measurements. The RSO will then provide a written report of his/her assessment and determine if further measurements are needed and if they are what the frequency should be.

For each work area where processes are conducted that involve exposure to uncontained materials, surface contamination and airborne survey measurements will be made. These surveys will be collected for at least three months of each process. The AMS Radiation Safety Officer will evaluate the accumulated data to determine if the values remains within a deterministic range and can be predicted by the incoming shipment exposure rate or gross gamma count rate measurements. The RSO will then provide a written report of his/her assessment and determine if further measurements are needed and if they are what the frequency should be.

Storage Areas

Storage areas will be surveyed and inspected each week. The surveys will principally consist of gross gamma count rate or dose rate measurements. If there is evidence of container leakage or excess mud/debris on or around the containers surface contamination measurements will be made. Inspections will include an assessment as to the integrity of containers and berms, if used. All inspections will be recorded. The AMS RSO, after three calendar quarters will assess the survey and inspection results to determine if changes are needed to the survey/inspection program and elements.

Exiting Vehicles/Containers

Where characterization surveys indicate the contents of waste materials being shipped from the facility exceed 270 pCi/g of combined Ra-226 and 228 then dose rate and contamination surveys/inspections of the vehicle and/or container will be performed. In those cases where the material contents would require the material to be shipped as a hazardous material, the AMS Radioactive Materials Shipping procedure requirements will be followed. The AMS RSO, after three calendar quarters will assess the survey results to determine if changes are needed to the survey/inspection program and elements.

Worker Surveys

Initially each worker will be assigned a TLD for monitoring their direct radiation exposure. After three consecutive calendar quarters of monitoring, the AMS Radiation Safety Officer (RSO) will review the results to determine if the measurements demonstrate, along with dose rate measurements, that there is no potential for a worker to exceed 100 mrem in a calendar year. The RSO will provide written documentation of his/her assessment and the use of TLDs can be discontinued. The RSO will continue to evaluate survey data as it is collected and based upon this data may elect to reintroduce monitoring to ensure the 100 mrem in a calendar year is not likely to be exceeded.

Breathing zone airborne measurements will be made initially for all work involving non-containerized material that will be disturbed and can be re-suspended. Processes involving highly “wetted” material will be assessed on a case by case basis to determine

if an airborne survey is warranted. Initial airborne surveys will involve both respirable particulate measurements but also radioactive airborne particle measurements.

Radon measurements will be made at least weekly for three area within the building designated by the AMS RSO. At present it is expected that these will be the potential storage area in the west end of the building, the area around the mixing box rounds and areas where tank washing/decontamination may occur.

The AMS RSO, after three months of data collection, will assess the results to determine if survey type and frequency should be modified or even discontinued. A written report of the RSO's assessment will be produced and maintained as part of the facility records.

Environmental Surveys

Initially exterior particulate and airborne radioactivity measurements will be made at the downwind and upwind boundary facility locations. It is expected approximately 30 eight hour shift measurements will be made during a calendar quarter. Days selected will eb based on operations that involve the use of open containers and potential re-suspension of materials into the air.

The AMS RSO, after three months of data collection, will assess the results to determine if survey type and frequency should be modified or even discontinued. A written report of the RSO's assessment will be produced and maintained as part fof the facility records.

Worker Protection

Training

All workers will receive radiation safety awareness training, in addition to the AMS Project Safety training, prior to their work at the facility. The training will meet the basic requirements of 10CFR19.

PPE

Based upon measurements of incoming materials and the processes, the RSO will determine the required PPE. Initially any work where hand contact with materials greater than 100 pCi/g will require a minimum of gloves and protective cover-alls such as disposable Tyvek coveralls. Regular work coveralls may be used but surface contamination surveys of those coveralls must be made at the end of the shift before the worker can leave the site.

Respiratory protection will only be assigned if the concentrations are greater than 1000 pCi/g and the process is generating dust levels that exceed 1000 ug/m^3 of respirable dust.

At the end of each calendar quarter the SAMS RSO will evaluate the results fo all surveys to determine if the level of PPE needs modification.

Attachment 5
Stabilization MSDSs

SAFETY DATA SHEET

according to EEC Directives 91/155/EEC and 93/112/EC

1. IDENTIFICATION OF THE SUBSTANCE/PREPARATION AND COMPANY/UNDERTAKING

Product name: CEM I 42.5 N
CEM I 52.5 N
CEM I 52.5 R
CEM II / A-LL 52.5 N
CEM II / A-LL 52.5 R

Application: Binder for natural and artificially processed aggregates, such as sand and gravel, for production of mortar, plaster and concrete

Container size: 25 and 50 kg sack
Bulk

Supplier: Aalborg Portland
Rørdalsvej 44
DK-9100 Aalborg
Phone: +45 98 16 77 77

2. COMPOSITION/INFORMATION ON INGREDIENTS

The product contains: cement.

The following substances shall be indicated according to legislation.

Chemical name:	CAS-No.:	%:	Hazard classification:	Notes:
Portland cement clinker	65997-15-1	75-100	Xi;R37/38-41	-

3. HAZARDS IDENTIFICATION

Man: Dust may irritate throat and respiratory system and cause coughing. Dust or splashes from the mixture may cause permanent eye damage. Dust has an irritating effect on moist skin. Prolonged contact with wet cement/mixture may cause burns. Frequent inhalation of dust over a long period of time increases the risk of developing lung diseases.

Environment: The product is not expected to be hazardous to the environment. In the presence of water the product hardens to a solid mass which is not biodegradable.

4. FIRST-AID MEASURES

Inhalation: Move injured person into fresh air and keep person calm under observation. If necessary, seek hospital and bring along these instructions.

Skin contact: Remove contaminated clothes and rinse skin thoroughly with water.

Eye contact: Do not rub eye. Immediately flush with plenty of water for at least 15 minutes. Remove any contact lenses and open eyelids widely. If irritation persists. Continue flushing during transport to hospital. Bring along these instructions.

Ingestion: Immediately rinse mouth and drink plenty of water or milk. Keep person under observation. Do not induce vomiting. If vomiting occurs, keep head low. Immediate transport to hospital. Bring along these instructions.

5. FIRE-FIGHTING MEASURES

Extinguishing media: Use fire-extinguishing media appropriate for surrounding materials.

Specific hazards: Water used for fire extinguishing, which has been in contact with the product, may be corrosive.

6. ACCIDENTAL RELEASE MEASURES

Personal precautions: Avoid inhalation of dust. Avoid contact with eyes and prolonged skin contact. Use work methods which minimise dust production. For personal protection, see point 8.

Environmental precautions: The product should not be dumped in nature but collected and delivered according to agreement with the local authorities.

Methods for cleaning up: Remove spillage with vacuum cleaner. If not possible, collect spillage with shovel, broom or the like. For waste disposal see point 13.

7. HANDLING AND STORAGE

Safe handling advice: Observe good industrial hygiene practices. Avoid inhalation of dust. Avoid contact with eyes and prolonged skin contact. Change contaminated clothing. Avoid spread of dust.

Technical measures: Use work methods which minimise dust production.

Technical precautions: Mechanical ventilation may be required. Provide easy access to water supply and eye wash facilities.

Technical measures for safe storage: No special precautions

Storage conditions: Store in closed original container in a dry place. Seal opened containers and use up as soon as possible. When stored under humid conditions, the chromate neutralization will

8. EXPOSURE CONTROLS/PERSONAL PROTECTION

Engineering measures: Provide adequate ventilation. Observe Occupational Exposure Limits and minimize the risk of inhalation of dust

Chemical name:	Exposure limits:	Type:	Notes:	References:
Portland cement				EH 40/99
Total inhalable dust	10 mg/m³			
Respirable dust	4mg/m³			

Respiratory equipment: During dust-raising work: Use respiratory equipment with particle filter, type P2

Hand protection: Wear protective gloves. Suitable gloves can be recommended by the glove supplier.

Eye protection: Risk of splashes. Wear goggles/face shield.

Skin protection: Wear special protective clothing. Hood or helmet shall be used in connection with splashing work.

Hygiene measures: Remove contaminated clothing and wash the skin thoroughly with soap and water after

9. PHYSICAL AND CHEMICAL PROPERTIES

Appearance:	grey and white powder
Odour:	odourless
pH:	Approx. 13 (mixed with water)
Boiling point:	not relevant
Flash point:	not relevant
Explosive properties:	not relevant
Relative density:	not available
Solubility:	Miscible with water

10. STABILITY AND REACTIVITY

Stability:	Stable. The content of chromate reducing agent is gradually diminished.
Conditions/ materials to avoid:	The product willl harden into a hard mass in contact with water and moisture.
Hazardous decomposition products:	None in particular.

11. TOXICOLOGICAL INFORMATION

Inhalation:	Dust may irritate throat and respiratory system and cause coughing.
Skin contact:	Dust has an irritating effect on moist skin. Prolonged contact with the mixture may cause corrosion.
Eye contact:	Dust or splashes from the mixture may cause permanent eye damage. Immediate first aid is necessary.
Ingestion:	Not likely, due to the form of the product. Ingestion may cause severe irritation of the mouth, the oesophagus and the gastrointestinal tract.
Specific effects:	Frequent inhalation of dust over a long period of time increases the risk of developing lung diseases.

12. ECOLOGICAL INFORMATION

Mobility:	The product is not volatile but may be spread by dust-raising handling.
Degradability:	The product is not biodegradable.
Ecotoxicity:	The product is not expected to be hazardous to the environment.

13. DISPOSAL CONSIDERATIONS

Dispose of waste and residues according to agreement with local authorities. Waste is classified as special waste. Disposal to licensed waste disposal site in accordance with the local Waste Disposal Authority. Note that fully cured material is not considered as hazardous waste.

Waste from residues: EWC-code: 10 13 06

Contaminated packaging: EWC-code: 15 01 01 (paper and cardboard)

14. TRANSPORT INFORMATION

The product is not covered by international regulation on the transport of dangerous goods (IMDG, IATA, ADR/RID).

15. REGULATORY INFORMATION

Labelling:

Irritant

R37/38	Irritating to respiratory system and skin.
R41	Risk of serious damage to eyes.
S2	Keep out of reach of children.
S22	Do not breathe dust.
S26	In case of contact with eyes, rinse immediately with plenty of water and seek medical advice.
S39	Wear eye/face protection.

Calcium oxide. When mixed with water it will form calcium hydroxide which has a corrosive effect on skin and eyes.

National regulation: CHIP: The Chemicals (Hazard Information and Packaging for Supply) Regulations 1994 (SI 1994/3247), with Amendment Regulations 1996 (SI 1996/1092), 1997 (SI 1997/1460), 1998 (SI 1998/3106), 1999 (SI 1999/197), 1999 (SI 1999/3165), 2000 (SI 2000/2381) and 2000 (SI 2000/2897).
Occupational Exposure Limits EH 40/2000 from the Health and Safety Executive.
The Special Waste Regulations 1996 (SI 1996/972) with Amendment Regulations 1996 (SI 1996/2019) and 1997 (SI 1997/251)

16. OTHER INFORMATION

The user must be instructed in the proper work procedure and be familiar with the contents of these instructions.

The information on this data sheet represents our current data and is reliable provided that the product is used under the prescribed conditions and in accordance with the application specified on the packaging and/or in the technical guidance literature. Any other use of the product which involves using the product in combination with any other product or any other process is the responsibility of the user.

Made by DANISH TOXICOLOGY CENTRE, Kogle Alle 2, DK-2970 Hørsholm, Denmark, Telephone +45 45 76 20 55 Telefax +45 45 76 24 55